
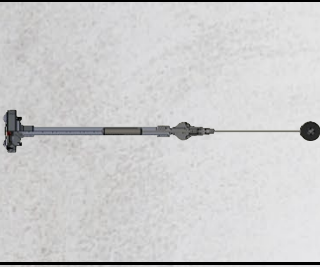








MEDIDORES DE NIVEL DE LÍQUIDO DE GAS LP

TABLA DE CARACTERÍSTICAS Y APLICACIONES

R01-SEP/21

| MEDIDORES DE NIVEL DE LIQUIDO DE GAS LP | | | | | | | | | |
|---|----------|--------------------------------|-----------------------------------|---------------------------|--|---------------------------|----------------------------|----------|------------------------|
| IMAGEN | MODELO | DIAMETRO DEL RECIPIENTE ϕ | APLICACIÓN / USO | CONEXIÓN AL RECIPIENTE | MEDIO DE SUJECIÓN BRIDA - INDICADOR DE NIVEL (MONTAJE) | POSICIÓN DE TRABAJO | FICHA TÉCNICA | | |
|  | MCP-1-12 | 12" | TANQUE DE CARBURACIÓN | CABEZA PARA BRIDA JUNIOR | TORNILLO 1/4 - 28 UNEF (4 PZS.) | HORIZONTAL | 9-5137 | | |
| | MCP-1-14 | 14" | | | | | | | |
|  | MCP-1-16 | 16" | | | | | | | |
| | MCP-1-20 | 20" | | | | | 9-5140 | | |
|  | MEP-1-20 | 20" | TANQUE DE ESTACIONARIO DOMÉSTICO | | | CABEZA PARA BRIDA ROSCADA | ROSCA ϕ 1" - 11.5 NPT | VERTICAL | 9-5139 |
|  | MEP-1-24 | 24" | TANQUE DE ESTACIONARIO INDUSTRIAL | | | | | | |
| | MEP-1-30 | 30" | | | | | | | |
| | MEP-1-36 | 36" | | | | | | | |
| | MEP-1-40 | 40" | | | | | | | |
|  | MEP-1-46 | 46" | | | | | | | |
|  | MCR-1-12 | 12" | TANQUE DE CARBURACIÓN | CABEZA PARA BRIDA ROSCADA | ROSCA ϕ 1" - 11.5 NPT | HORIZONTAL | 9-5629 | | |
| | MCR-1-14 | 14" | | | | | | | |
| | MCR-1-16 | 16" | | | | | | | |
| | MCR-1-20 | 20" | | | | 9-5627 | | | |
|  | MER-1-20 | 20" | TANQUE DE ESTACIONARIO DOMÉSTICO | CABEZA PARA BRIDA ROSCADA | ROSCA ϕ 1" - 11.5 NPT | VERTICAL | 9-5628 | | |
|  | MER-1-24 | 24" | TANQUE DE ESTACIONARIO INDUSTRIAL | | | | | | |
| | MER-1-30 | 30" | | | | | | | |
| | MER-1-36 | 36" | | | | | | | |
| | MER-1-40 | 40" | | | | | | | |
| | MER-1-46 | 46" | | | | | | | |